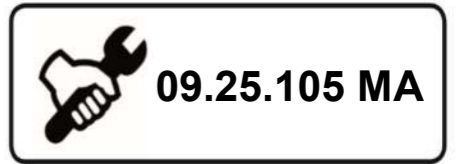

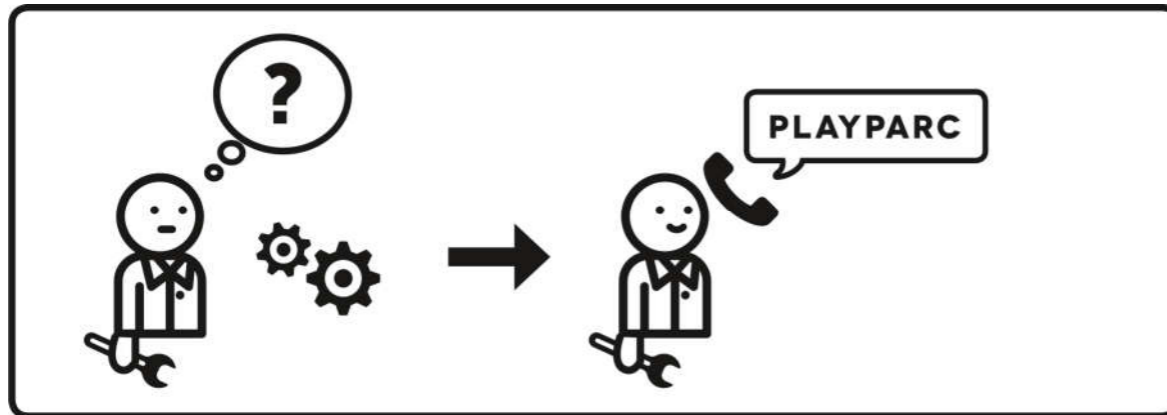



# Etolis 5
























# Etolis 5



**PLAYPARC Allwetter -Freizeit-Anlagenbau GmbH**  
Zur Kohlstätte 9 · D-33014 Bad Driburg  
Tel. +49 (0) 52 53 4 05 99-0 · Fax +49 (0) 52 53 4 05 99-10  
info@playparc.de  
www.playparc.de



NR.	Bild / Image	Menge / Quantity	Artikel / Article		Artikelnummer / Article number	NR.	Bild / Image	Menge / Quantity	Artikel / Article		Artikelnummer / Article number
1		4	Lärchen Pfosten 3,05m	Larch post 3,05m	0017105	22		1	Etolis Rutsche rot	Etolis slide red	0025400
2		2	Lärchen Pfosten 2,15m	Larch post 2,15m	0017102	23		2	Satteldach Bügel	Gable roof bow	0025715
3		1	Lärchen Pfosten 1,85m	Larch post 1,85m	0017101	24		1	Abdeckwinkel Satteldach	Cover bracket gable roof	0025716
4		1	Lärchen Pfosten 1,55m	Larch post 1,55m	0017100	25		1	Playparc Plakette	Playparc plaque	1801001
5		1	Oberes Holz Balancieraufstieg	Balance beam top	0017150						
6		1	Unteres Holz Balancieraufstieg	Balance beam bottom	0017151						
7		16	Pfostenschuhhalbschale Ø100	Postshoehalf Ø100	1603486						
8		6	Anbauelementverbinder	Element attachment	0025104						
9		2	Standfuß Balancieraufstieg	stand for balancing rise	0025107						
10		5	Universalstange	Universal bar	0025201						
11		6	Aufstiegsbügel	Climbing frame	0025203						
12		1	Rutschenbrüstung HPL Platte blau	Slideparapet HPL blue	0025320						
13		1	HPL Brüstungplatte rot	HPL parapet plate red	0025706						
14		3	HPL Brüstungplatte blau	HPL parapet plate blue	0025707						
15		2	6mm HPL Dachplatte	6mm HPL Roof plate	0025711						
16		1	Bogenaufstieg	Bow climb	0025450						
17		1	Bankrohr 1	Bank pipe 1	0025457						
18		1	Bankrohr 2	Bank pipe 2	0025457						
19		1	Bankrohr 3	Bank pipe 3	0025457						
20		2	4 Eck Boden	4 Corner Floor	0025152						
21		2	3-Eck Boden	3 Corner Floor	0025151						

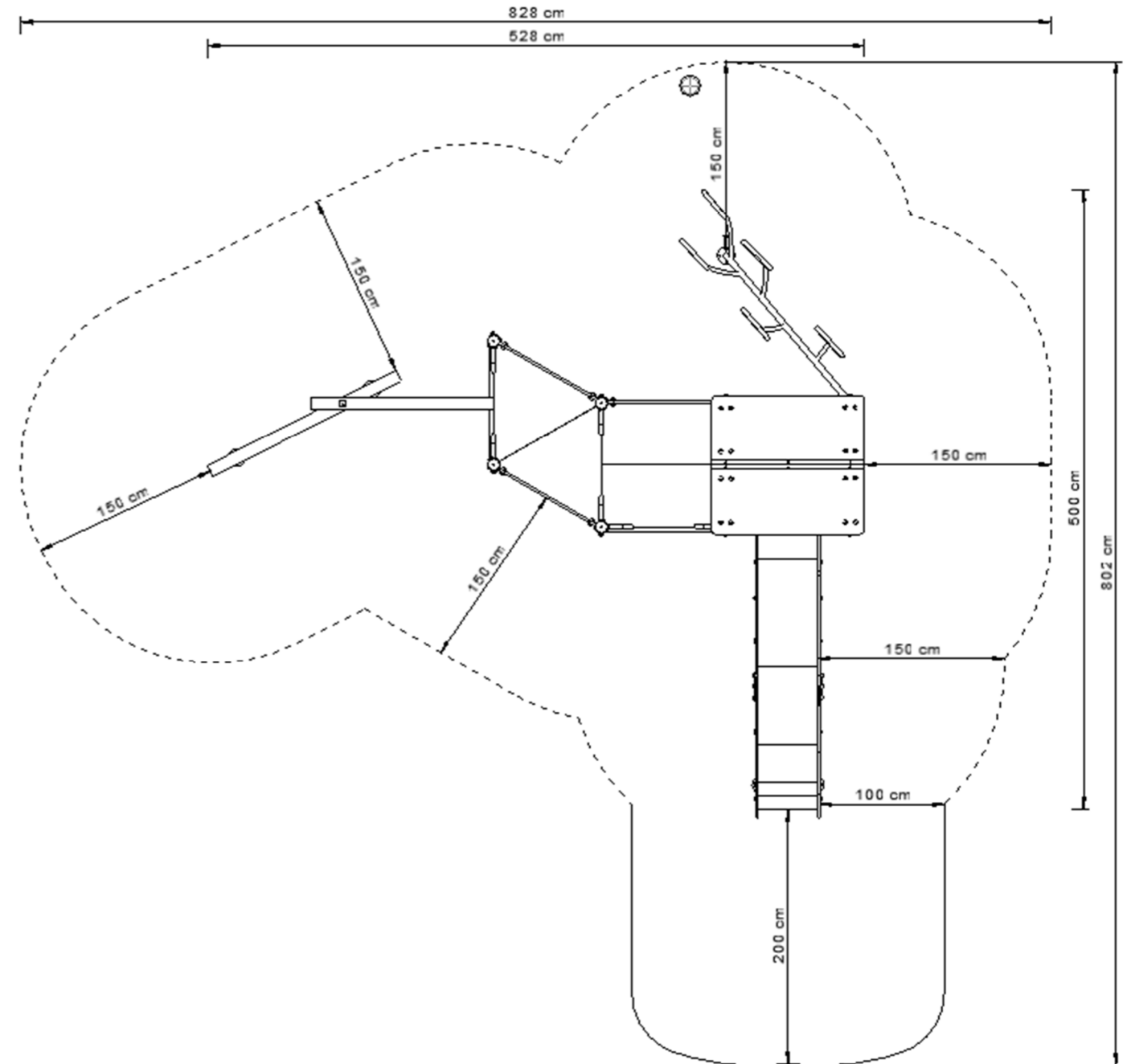
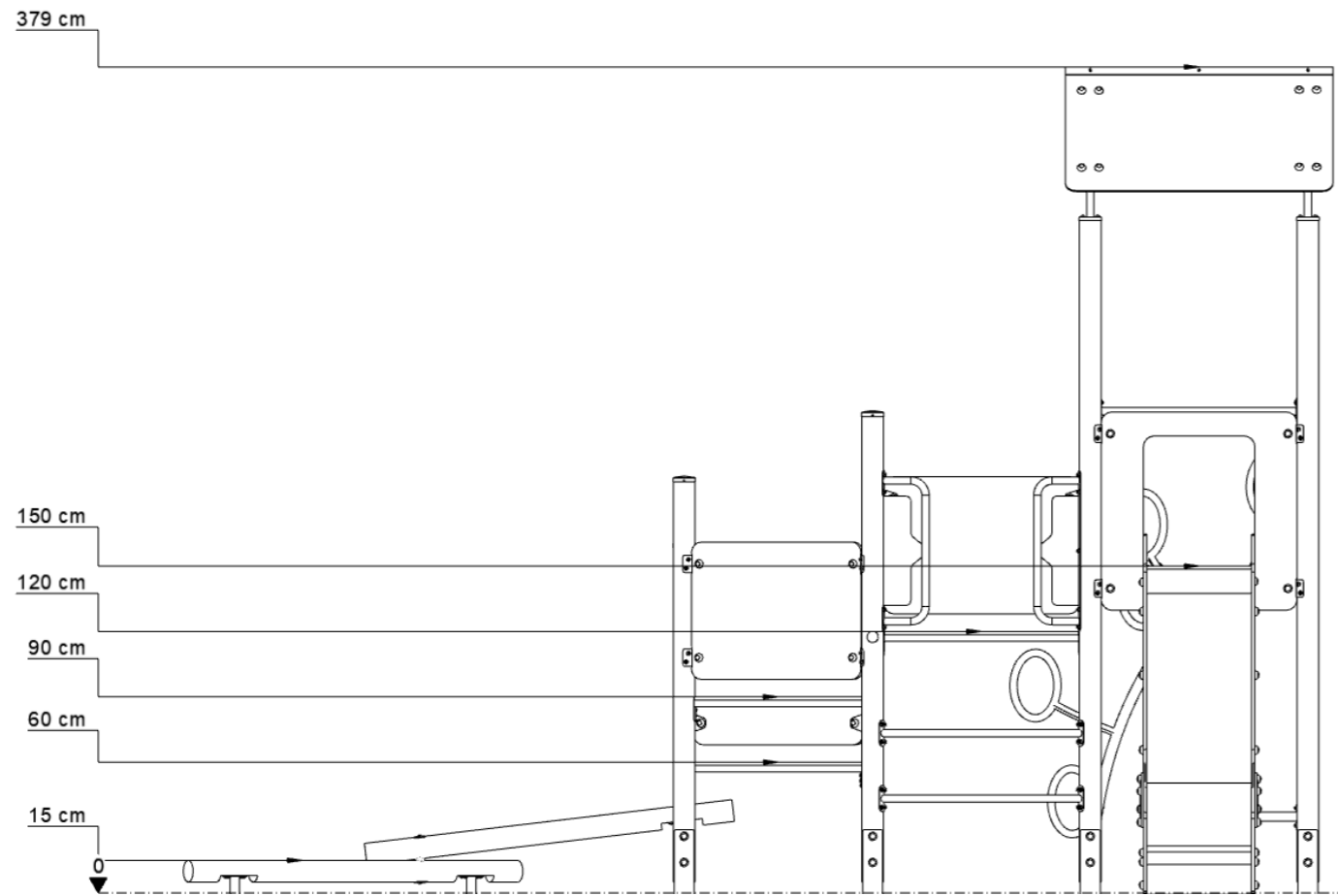






NR.	Bild / Image	Menge / Quantity	Artikel / Article		Artikelnummer / Article number
26		8	Holzschraube ASSY 4x40mm A2	Wood screw ASSY 4x40mm A2	1811024
27		244	Pfostenschraube 8x50mm T40	Postscrew 8x50mm T40	1828052
28		83	Unterlegscheibe DIN 125 M10 VA	Washer DIN 125 M10 VA	1827013
29		47	Sechskantmutter DIN 985 M10 VA	Hexagon nut DIN 985 M10 VA	1880026
30		166	Unterlegscheibe M8 PA	Counter washer M8 PA	1828051
31		1	GRV M10x200	Threadroll M10x200	1609048
32		2	Gebogene U-Scheibe	Curved U-Plate	1829001
33		1	Abstandshülse rot	Distantplate red	1611018
34		10	Leichte Rohrschelle Ø36	Pipe clamp Ø36	0000023
35		24	Linsenkopfschraube ISO 7380 M10x25 A2	Pan head ISO 7380 M10x25 A2	1880023
36		4	Pfostenabdeckkappe rot	Post cover red	2511080
37		1	90° Verbinder 48Ø	90° Connector 48Ø	0000022
38		1	T-Verbinder 48Ø	T-Connector 48Ø	0000021
39		57	Linsenkopfschraube ISO 7380 M10x35 A2	Pan head ISO 7380 M10x35 A2	1888005
40		16	Sechskantmutter DIN 985 M8 VA	Hexagon nut DIN 985 M8 VA	1822007
41		16	Linsenkopfschraube ISO 7380 M8x25 A2	Pan head ISO 7380 M8x25 A2	1833004
42		16	Unterlegscheibe DIN 125 M8,4 VA	Washer DIN 125 M8,4 VA	1827000
43		6	Linsenkopfschraube ISO 7380 M6x16 A2	Pan head ISO 7380 M6x16 A2	1805028
44		6	Unterlegscheibe DIN 125 M6,4 VA	Washer DIN 125 M6,4 VA	1827107
45		6	Hutmutter DIN 1587 M6 VA	Hat nut DIN 1587 M6 VA	1821001
46		62	Schraubenabdeckung gerade	flat screw cover	2511093


NR.	Bild / Image	Menge / Quantity	Artikel / Article		Artikelnummer / Article number
47		20	Universalwinkel Pfosten	Universal angle	8108125
48		16	GRV M10x80	Threadroll M10x80	1609042
49		32	Schraubenabdeckung rund Ø100mm	Screwcover curved Ø100mm	2511047

# Etolis 5




-  5,00x5,28 (m)


---

-  7,52x8,28 (m)


---

-  1,50 (m)


---

-  3,79 (m)


---

-  8x50x50x40 (cm)  
1x100x50x40  
1,00 m<sup>3</sup> Concrete C25/30


---

-  3+

---


-  ~600 kg

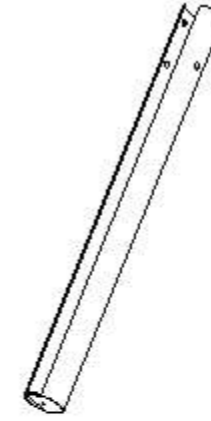
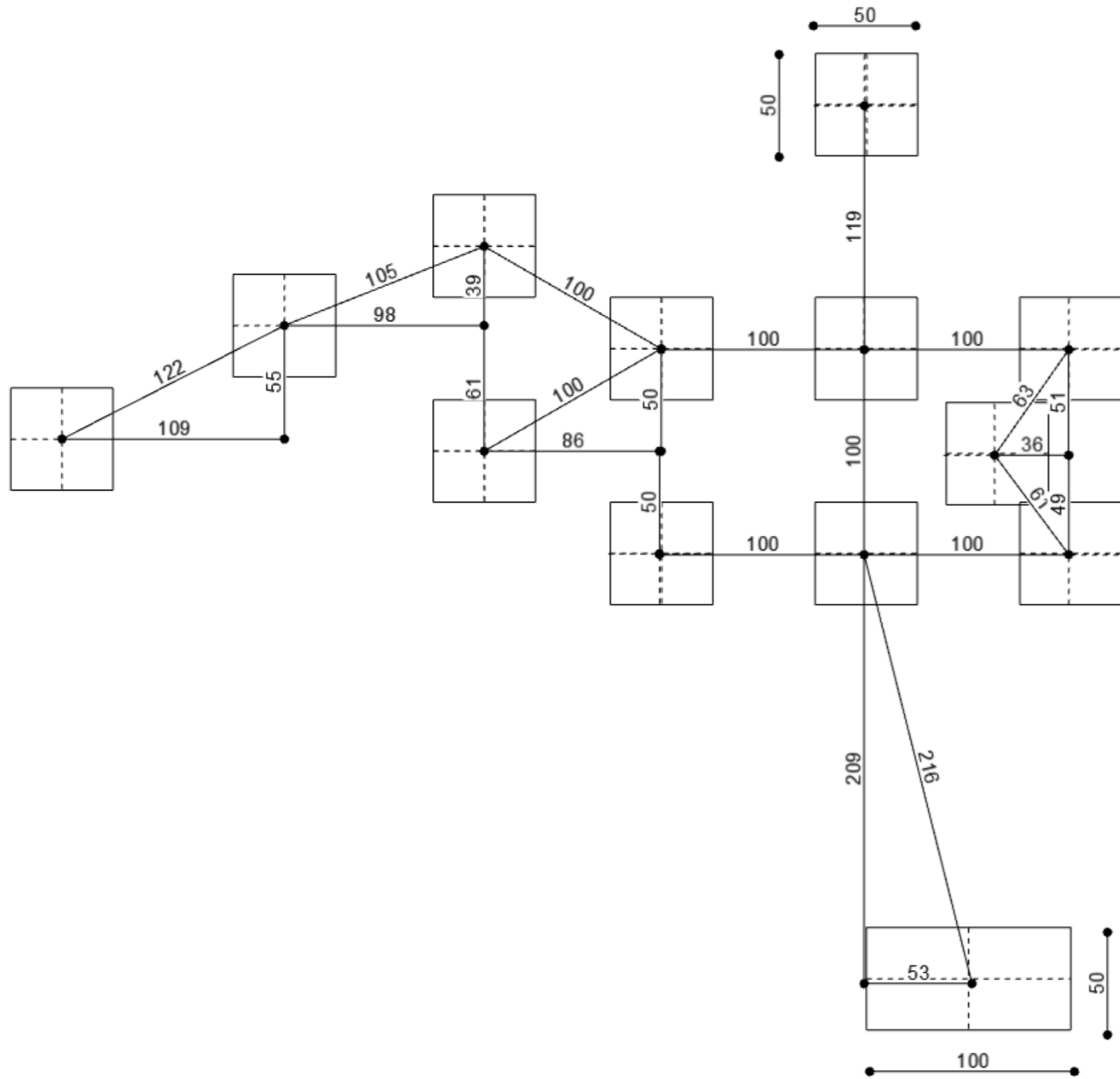
---

-  3,10x1,20x1,15 (m)

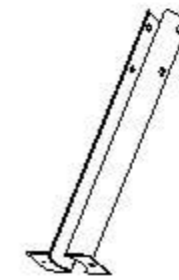
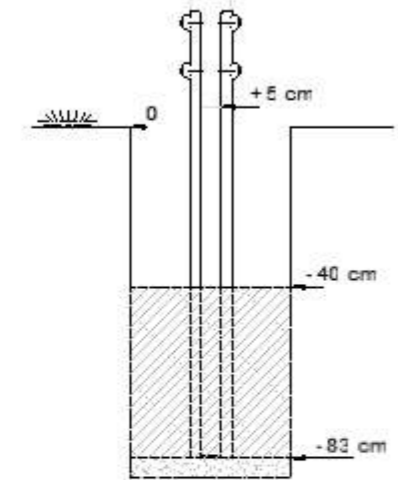
# Etolis 5



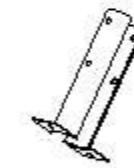
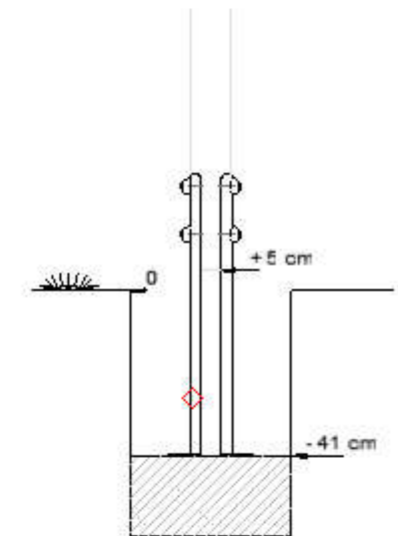
 09.25.105 MA



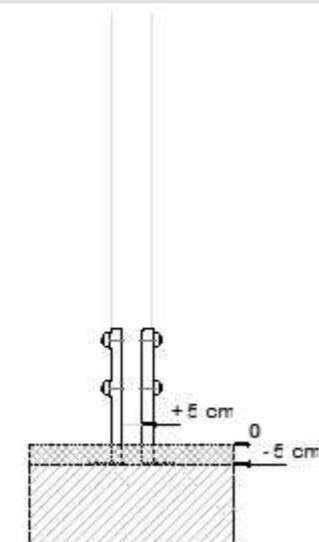
 00.25.101 MA



 00.25.102 MA



 00.25.103 MA



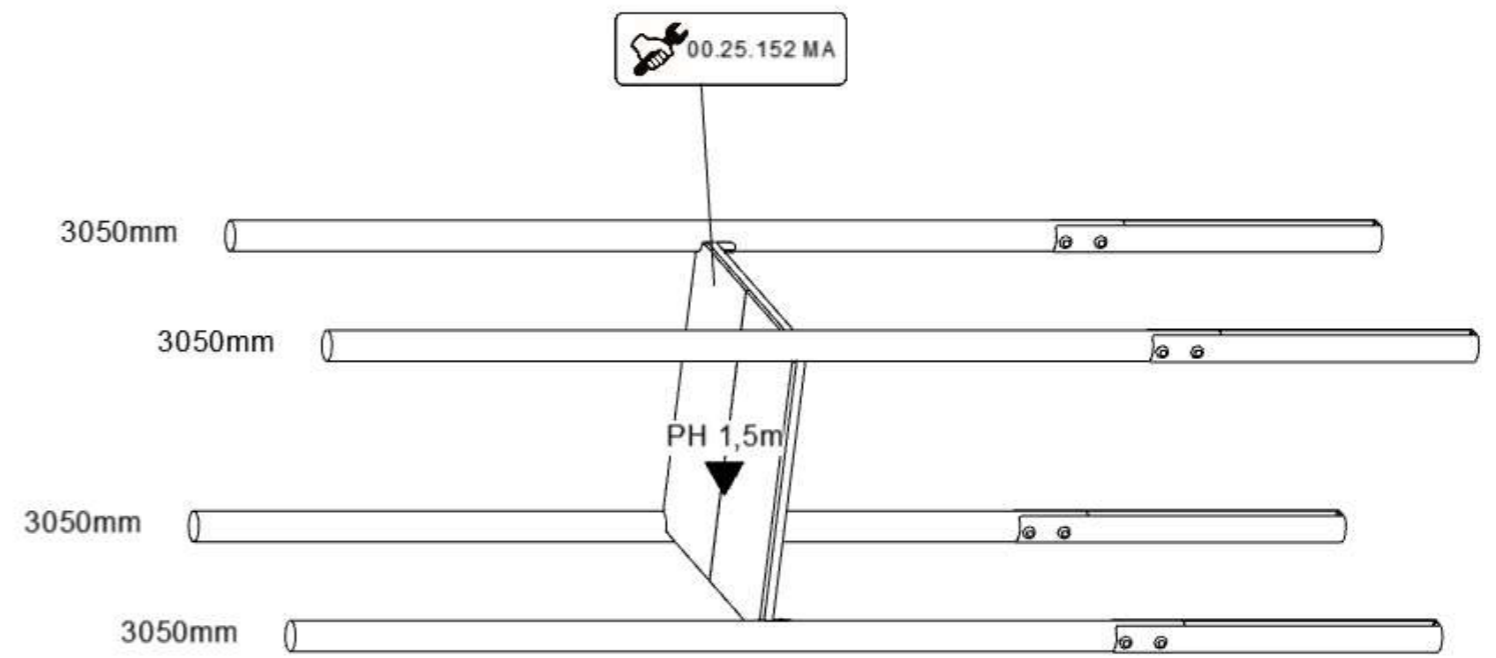
# Etolis 5




# 1



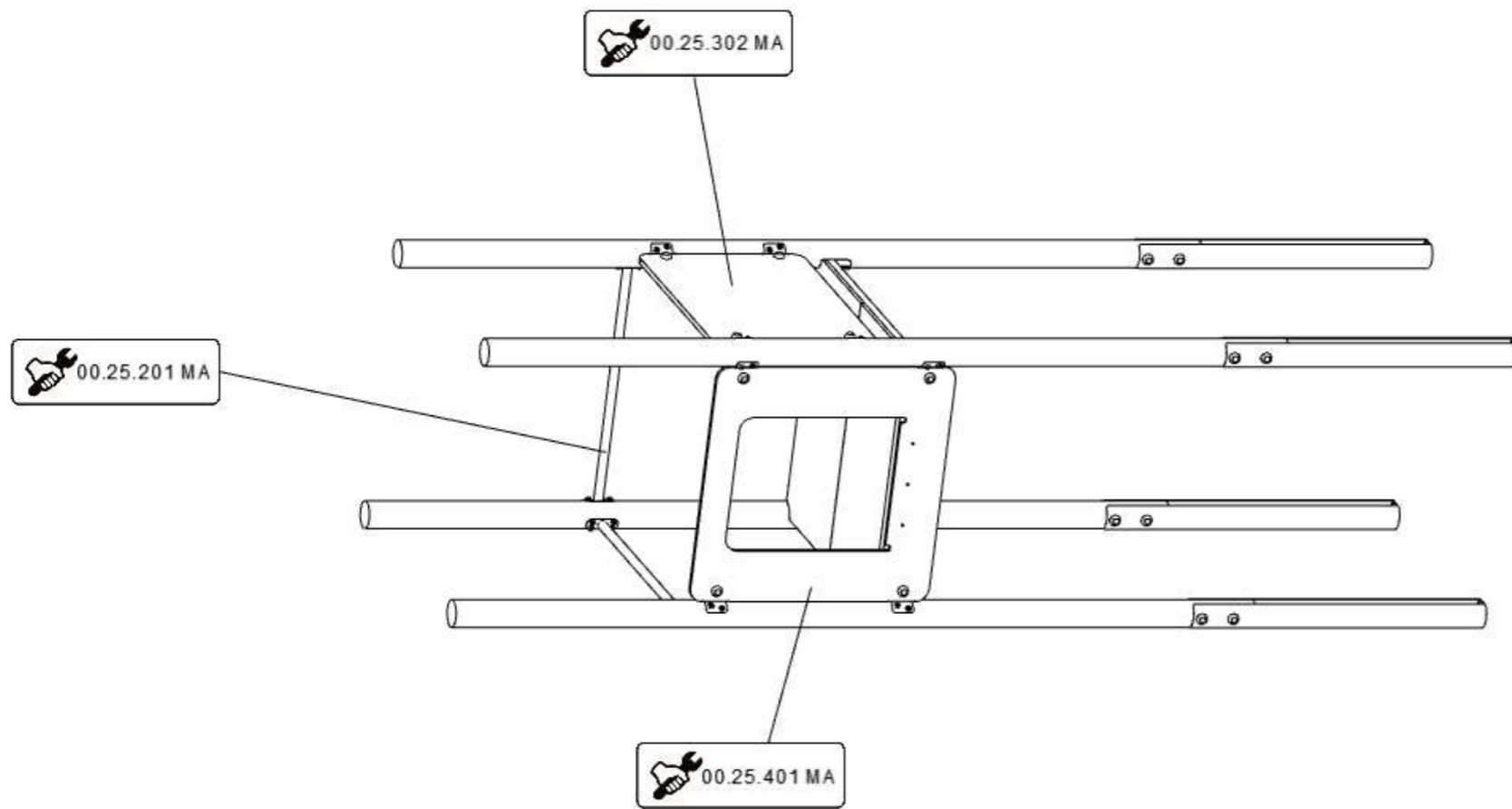
# 2



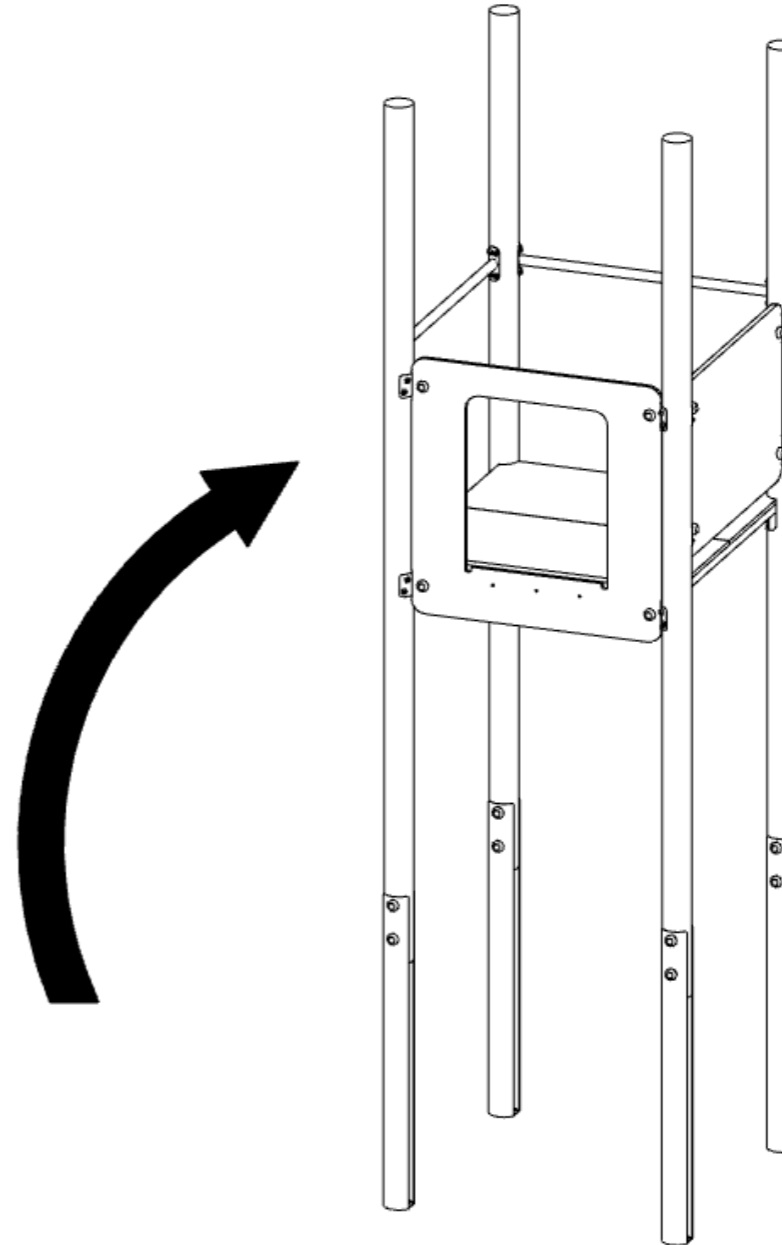
# Etolis 5



3



4

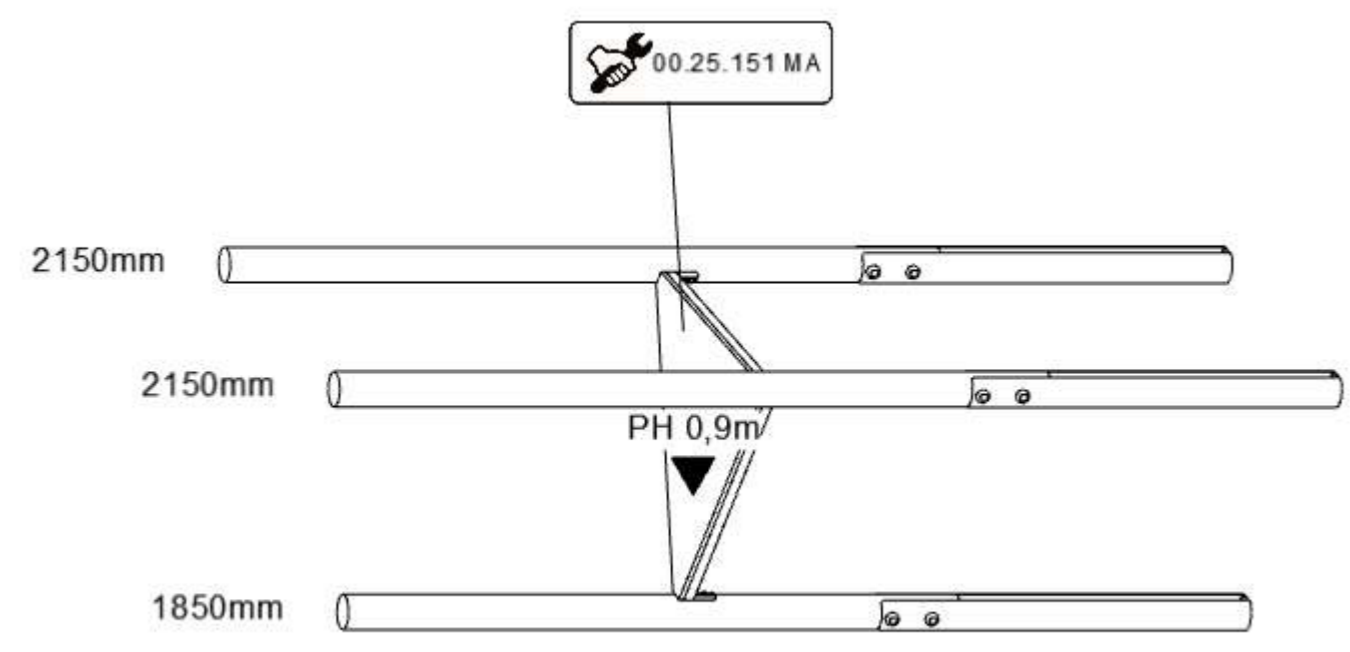





# Etolis 5




## 5



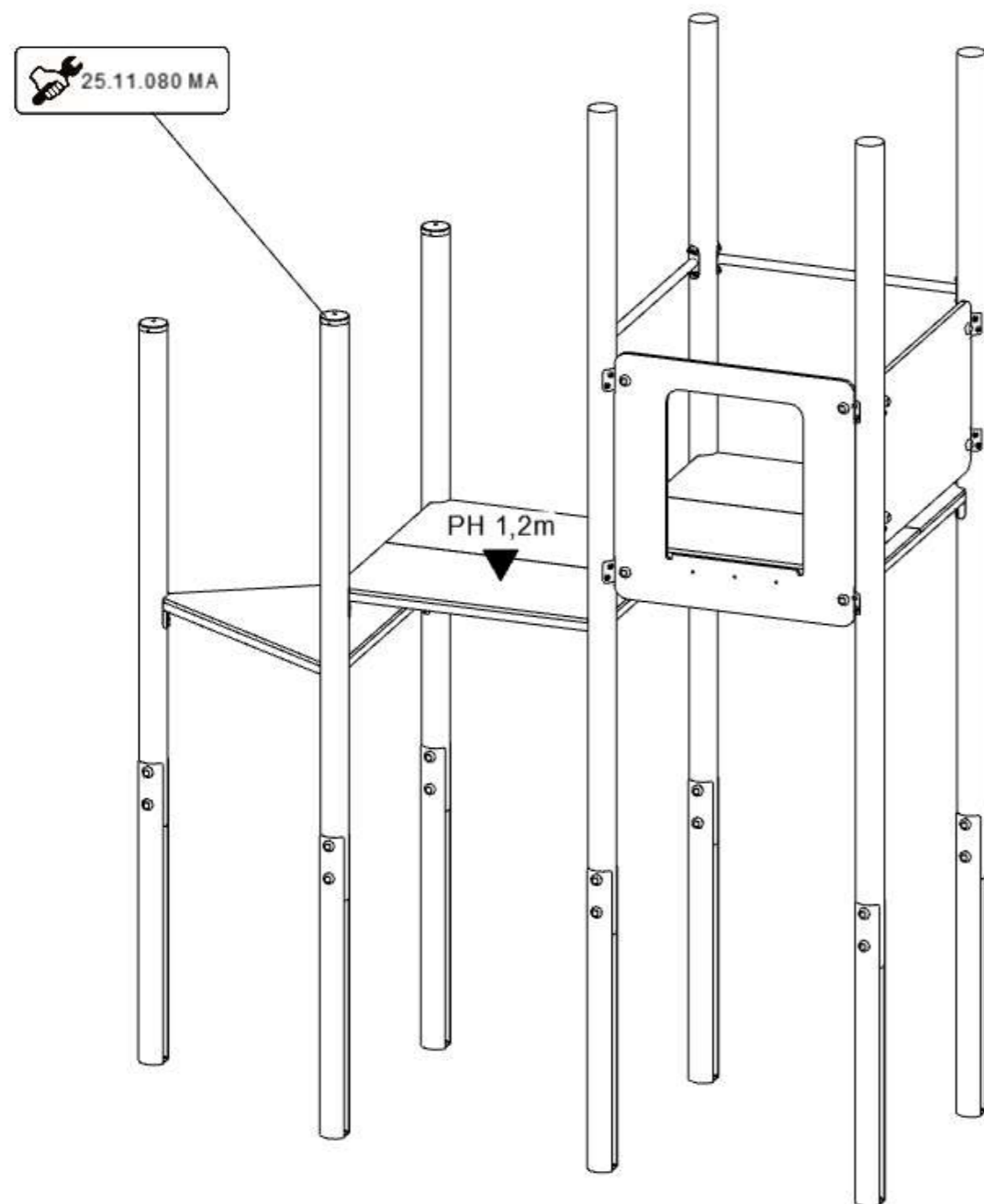
## 6



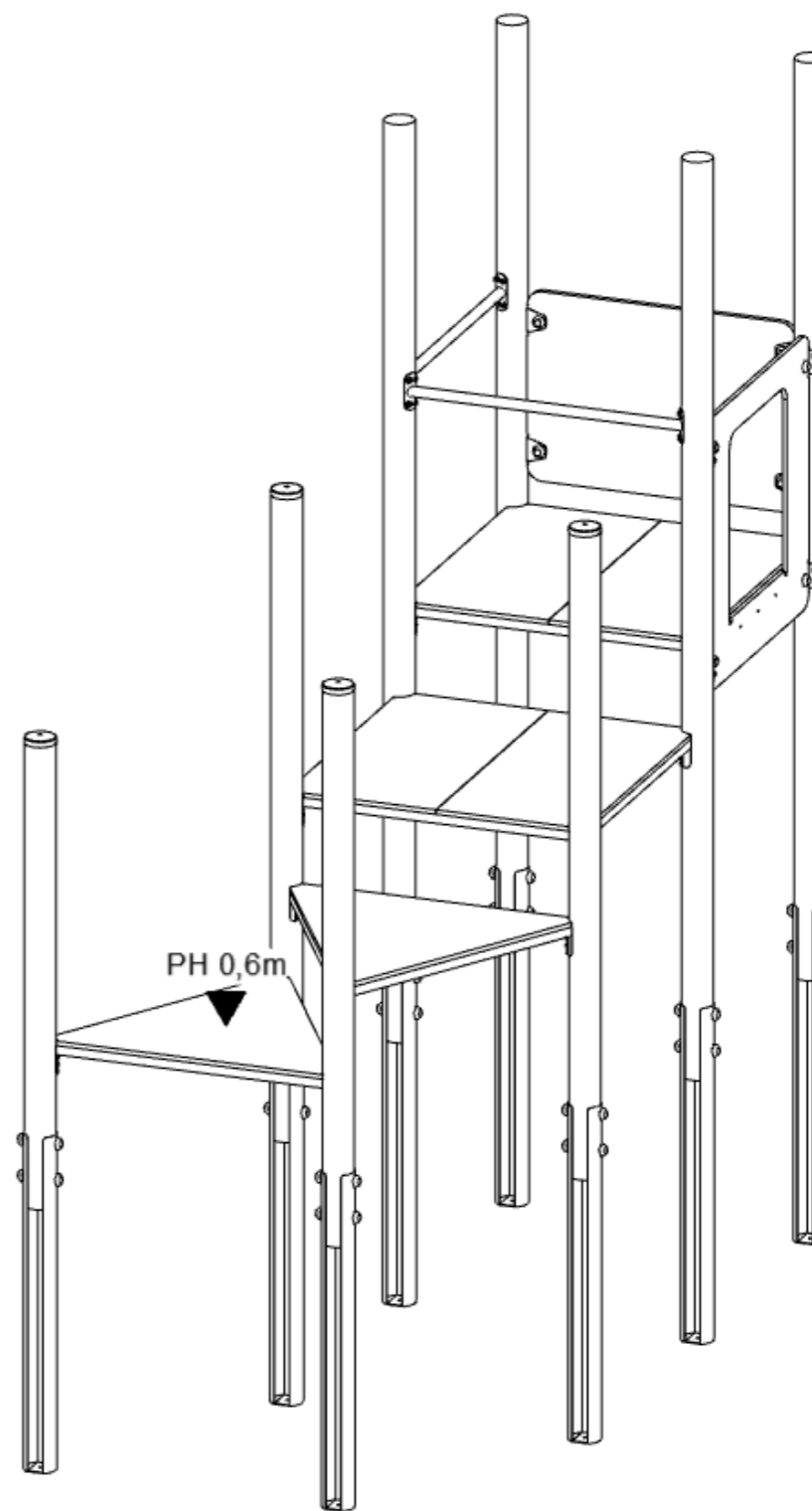
# Etolis 5



## 7

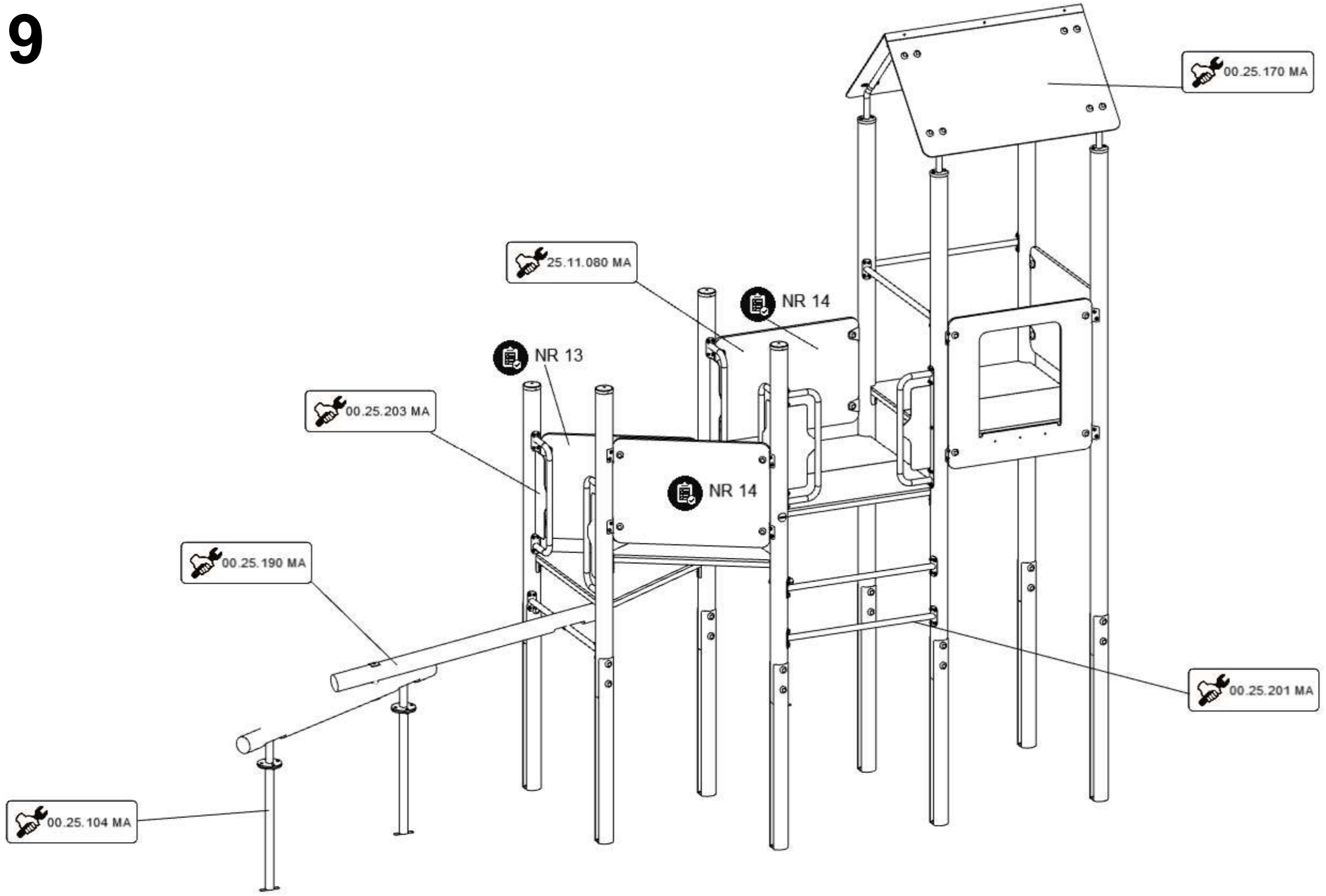



## 8

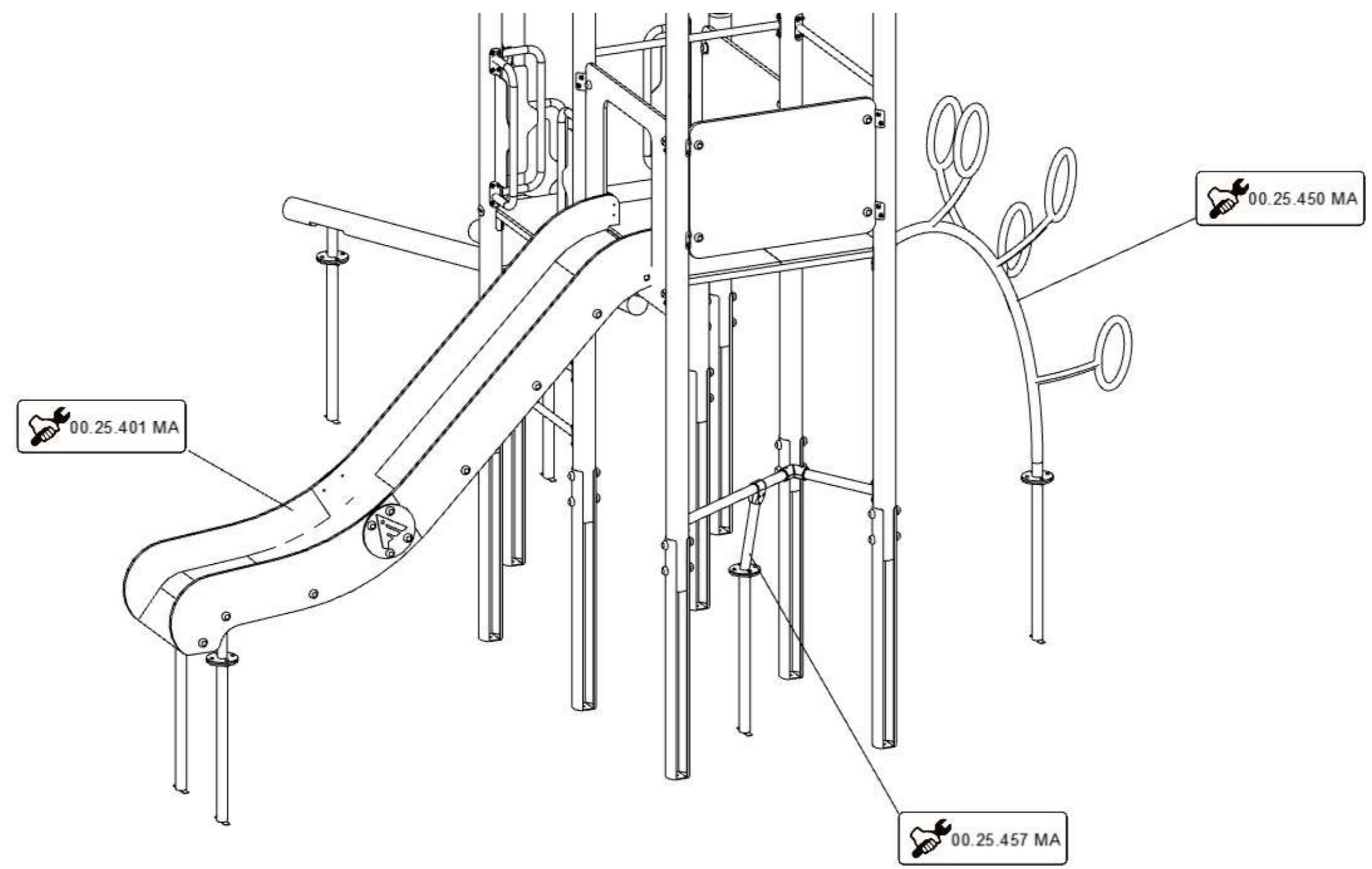


# Etolis 5

## 9



## 10



## 11

